



FIERA MILANO

Euronext STAR Conference 2024

Fiera Milano

21 March 2024





AGENDA

Today's Presenters

Fiera Milano overview

Update on FY 2023 Results

Progress on the previous strategic plan. A look to the future:

- New concepts launched
- Attraction of large travelling events
- Synergistic supply chain alliances
- System agreements with other operators on strategic supply chains
- Congresses as drivers of growth
- Development of services: ambition and new positioning
- Digital transformation as a lever to create value
- International development
- Growth through external lines: M&A pipeline
- The Milano-Cortina 2026 Winter Olympics opportunity

ESG commitment

TODAY'S SPEAKERS



FIERA MILANO



Francesco Conci

**CEO
& GENERAL MANAGER**

> 20 years in Fiera Milano

- **Relevant experience:**
- CEO and General Manager of Fiera Milano Congressi, Marketing Director of Fiera Milano



Massimo De Tullio

CFO

6 years in Fiera Milano

- **Relevant experience:**
- Group Planning & Control Director at Fiera Milano, CFO at Fiat Chrysler Automobiles UK and Belgium



Vincenzo Cecere

**HEAD OF IR &
SUSTAINABILITY**

2 year in Fiera Milano

- **Relevant experience:**
- Investor Relations & ESG Manager at Cerved Group, M&A and Equity Capital Markets Associate at Mediobanca



AGENDA

Today's Presenters

Fiera Milano overview

Update on FY 2023 Results

Progress on the previous strategic plan. A look to the future:

- New concepts launched
- Attraction of large travelling events
- Synergistic supply chain alliances
- System agreements with other operators on strategic supply chains
- Congresses as drivers of growth
- Development of services: ambition and new positioning
- Digital transformation as a lever to create value
- International development
- Growth through external lines: M&A pipeline
- The Milano-Cortina 2026 Winter Olympics opportunity

ESG commitment

WELCOME TO FIERA MILANO

THE 6TH LARGEST EXHIBITION CENTER IN THE WORLD AND THE LARGEST CONFERENCE CENTER IN EUROPE



- 345k m² total space
- 60k m² outdoor space
- Approx. 60 events/year

- 20 pavilions
- 15k parkings
- 75 restaurants

- 54k m² total space
- 5 pavilions
- Approx. 100 conferences/year

- > 70 meeting rooms
- 3 plenary rooms
- 21,000 seats

- 1 km from highway
- 13 km from Milan city centre
- 29 km from Milan airport

- 1 underground
- 1 train station

- 1 km from highway
- 4 km from Milan city centre
- 11 km from Milan airport

- 1 underground
- 1 train station

THE EQUITY STORY OF FIERA MILANO

Sustainability integrated into the business

- **Best in class sustainability governance**
- **Sustainability plan integrated** into the strategic plan
- Top management **remuneration linked to ESG objectives**
- **Carbon footprint measurement** of events
- **Top ESG ratings**

7

Clear vision to capture future trends

- **Enhancement of new exhibition models** by anticipating emerging market trends
- **Digital transformation** as a lever to create value
- **Services as growth drivers**
- An increasingly **international footprint**
- **2026 Winter Olympics** as upside

8

Institutional role and impacts on the territory

- **Mission critical business** for the Italian entrepreneurial fabric
- **Strategic partner for Italian SMEs** in their innovation, growth and internationalization paths, **supporting the recovery of the Italian economy** and promoting Made in Italy in the world
- **8 billion of** direct, indirect and induced **impacts** on the territory in one year deriving from trade fair activities

1

Solid financials with low credit risk

- **High visibility of results** - stable event portfolio based on multi-year contracts
- **Favorable payment cycle** due to advances payments contracts leading to a **structurally negative Net Working Capital**
- **Strong operating cash generation** with low investment requirement, resulting in a recurring cash availability and financial flexibility with room for M&A and dividends

6

Undisputed market leadership in Italy

- **The only Italian exhibition district** that can host high-level events in Europe
- **The largest trade fair district in Italy**, positioning itself among the main players at an international level
- Ability to **attract large international travelling exhibitions**
- Potential consolidator role in a **fragmented market**

2



FIERA MILANO

Integrated business model and operational excellence

- **Coverage of the entire trade fair value chain**
- **Well-diversified exhibition portfolio**, with a concentration of **high-standing events**
- **Distinctive operational skills and competences** in the organization of events and conferences

5

People excellence

- **Promotion of corporate talents**
- Team leadership with **solid industry experience**, able to capture future growth opportunities and driving change
- Proven **business plan execution**

4

State of the art facilities and strategic location

- **Attractiveness of Milan** as a privileged destination in the center of Europe
- **Best-in-class facilities** with **strategic locations** close to airports, subways, train stations and urban centers

3

BUSINESS AREAS

Reporting Unit	83% of 2023 Revenues			1% of 2023 Revenues	16% of 2023 Revenues
	ITALIAN EXHIBITION BUSINESS			FOREIGN EXHIBITION BUSINESS	CONGRESSES
Business Areas	Owned exhibitions (Italy)	Hosted exhibitions	Services	Exhibitions organized abroad	Congresses
Entity					
Descr.	<ul style="list-style-type: none"> Development, promotion and management of owned exhibitions in Italy 	<ul style="list-style-type: none"> Sale of exhibition spaces to host trade fairs not owned by Fiera Milano 	<ul style="list-style-type: none"> Development, sale and provision of traditional services (stand-fittings, catering, travel and accommodation, ...) Development, sale and provision of digital and media services (platform, app, adv, dem, ...) 	<ul style="list-style-type: none"> Development, promotion and management of owned exhibitions in international markets 	<ul style="list-style-type: none"> Sale of Allianz MiCO conference spaces
Customer	<ul style="list-style-type: none"> Exhibitors/ Visitors/ Others (E.g. sponsors, advertisers) 	<ul style="list-style-type: none"> Italian and foreign third party organizers 	<ul style="list-style-type: none"> Italian and foreign third-party exhibitors/organizers/visitors/sponsors 	<ul style="list-style-type: none"> Exhibitors/ Visitors/ Others (E.g. sponsors, advertisers) 	<ul style="list-style-type: none"> Organizers of scientific and associative conferences/Organizers of corporate events (e.g. conventions)

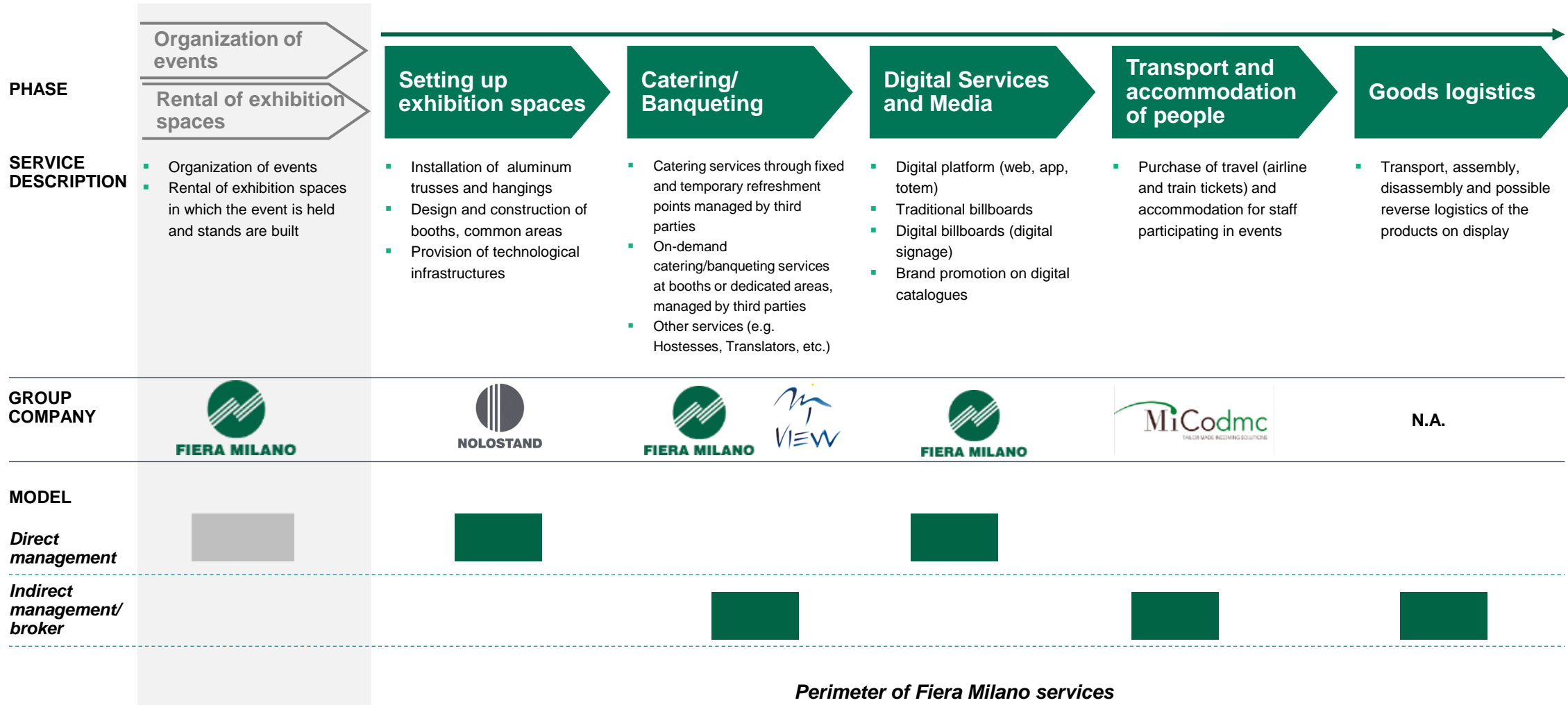
EVENT PORTFOLIO IN ITALY

Segmentation by sector and model [# events]

SECTOR	OWNED AND PARTICIPATED	HOSTED	TOTAL
Fashion supply chain	   3	         9	12 (21%)
Home/Construction supply chain	     5	    5	10 (18%)
Industrial supply chain	  2	    8	10 (18%)
Food and Hospitality supply chain	   3	   3	6 (11%)
Automotive and Transport	  2	   3	5 (9%)
B2C	  3	  2	5 (9%)
Verticals	   3	  6	9 (16%)





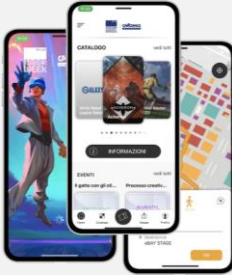

SERVICES

Service portfolio along the participation/organization process of the event

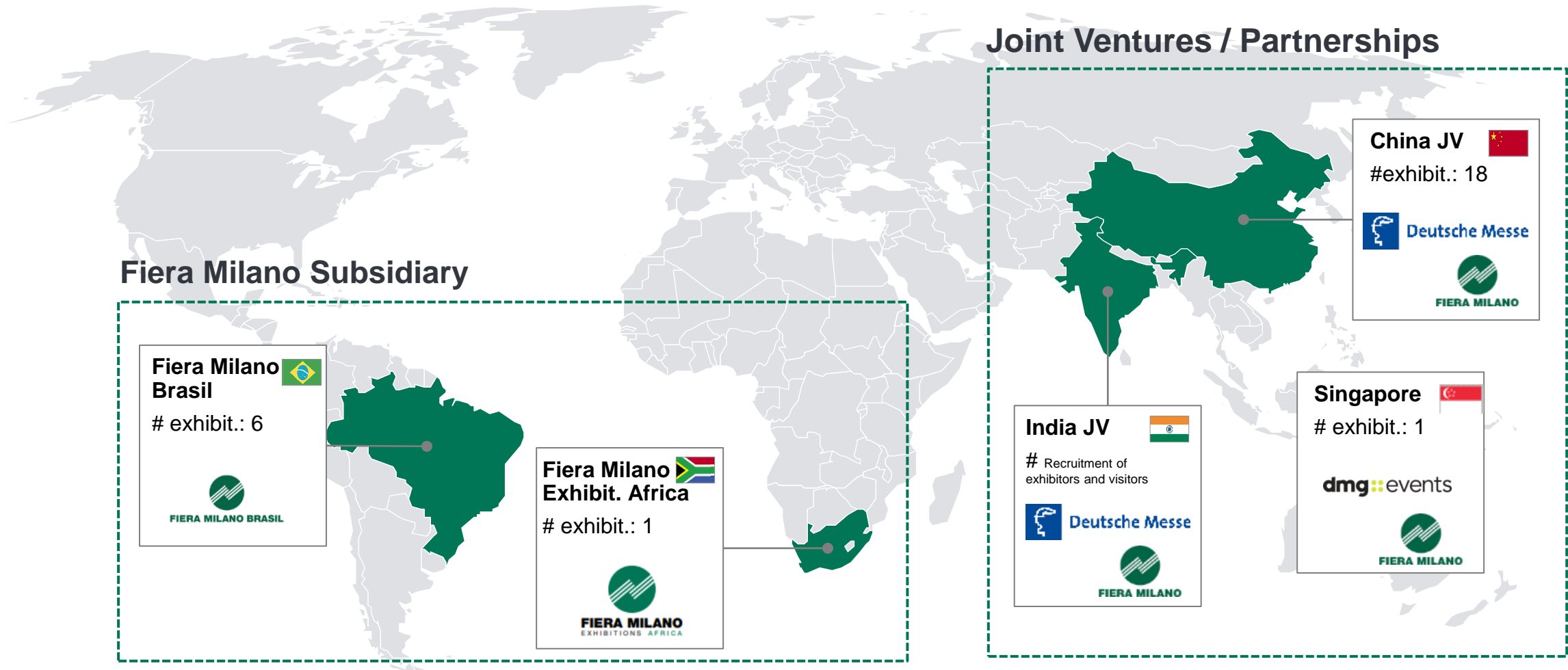


FOCUS ON DIGITAL SERVICES

- Today, exhibitions are facing the challenge of the **digital transition**. A new paradigm that requires a **rethinking of the traditional exhibition models** that Fiera Milano is able to propose

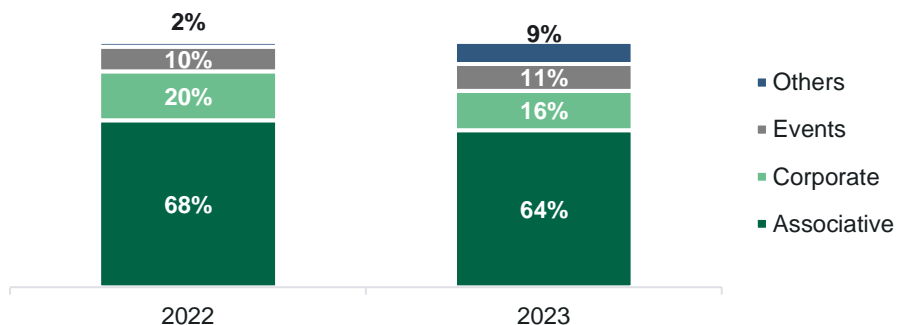
AREA	PRODUCT	PRODUCT DESCRIPTION
 MEDIA	<ul style="list-style-type: none"> Digital Signage Billboards Rho Advanced Media Digital Marketing Web Adv Sponsorships Metro-parking-city Barter 	<ul style="list-style-type: none"> Digital signage within FM spaces Traditional billboards within FM spaces Special projects not in the catalogue Marketing activities promoted on digital channels (e.g. DEM) Advertising conveyed online (e.g. banners...) Sponsorship contracts Traditional billboards positioned outside FM spaces Goods/services exchange contracts  
 DIGITAL	<ul style="list-style-type: none"> Digital Platform App Totem VAS Organizers VAS Exhibitors VAS Visitors 	<ul style="list-style-type: none"> Digital platform for Organizers / Exhibitors App for Visitors Totem through which convey useful info for Visitors Value-added services dedicated to Organizers Value-added services dedicated to Exhibitors Value-added services dedicated to Visitors 
 DATA	<ul style="list-style-type: none"> Data Monetization 	<ul style="list-style-type: none"> Sale of data collected and managed by FM

FIERA MILANO INTERNATIONAL PRESENCE

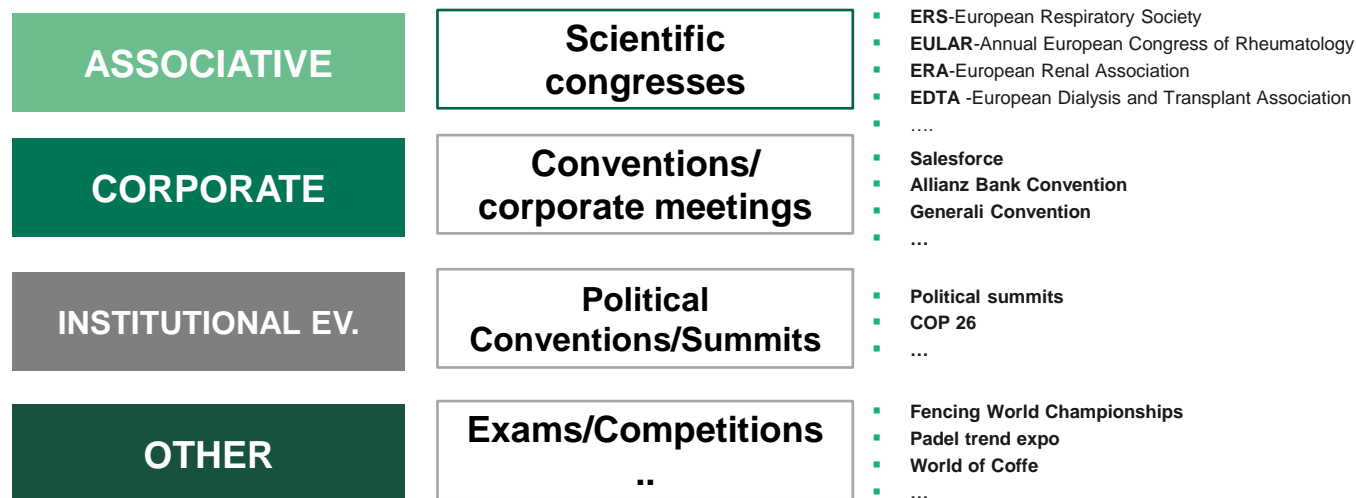


CONGRESSES

2022 and 2023 Revenue breakdown




Main conference events



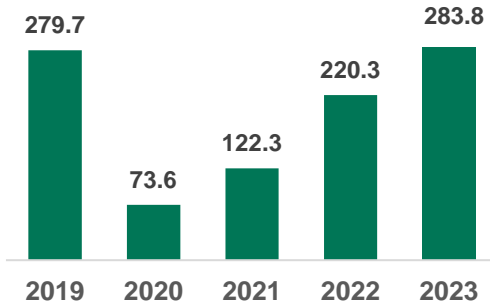
- 54k m² total space
- 5 pavilions
- Approx. 160 conferences/year

- > 70 meeting rooms
- 3 plenary rooms
- 21,000 seats

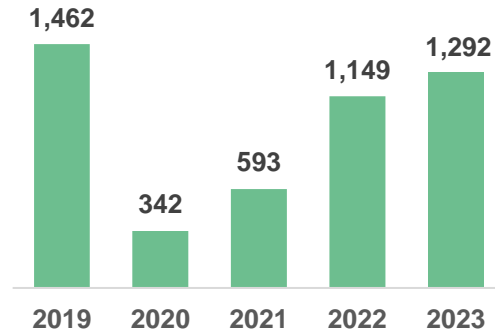


A WELL CONSOLIDATED POST-PANDEMIC RECOVERY. GUIDANCE 2022 AND 2023 EXCEEDED

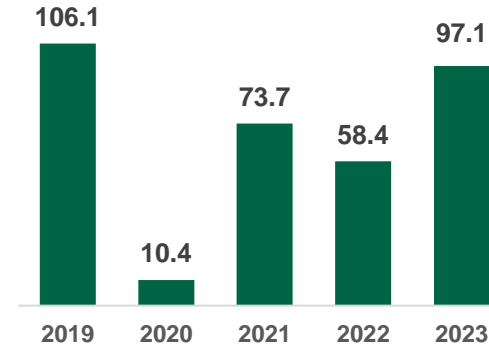
REVENUES (€M)



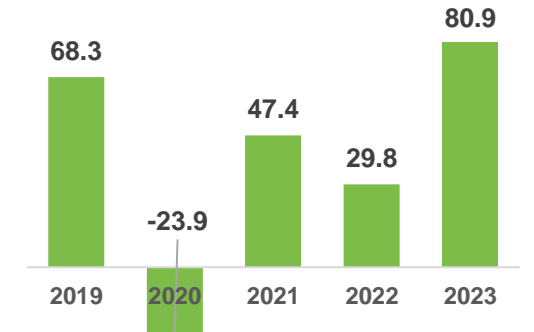
SQUARE METERS (k) (ITALY)



EBITDA (€M)

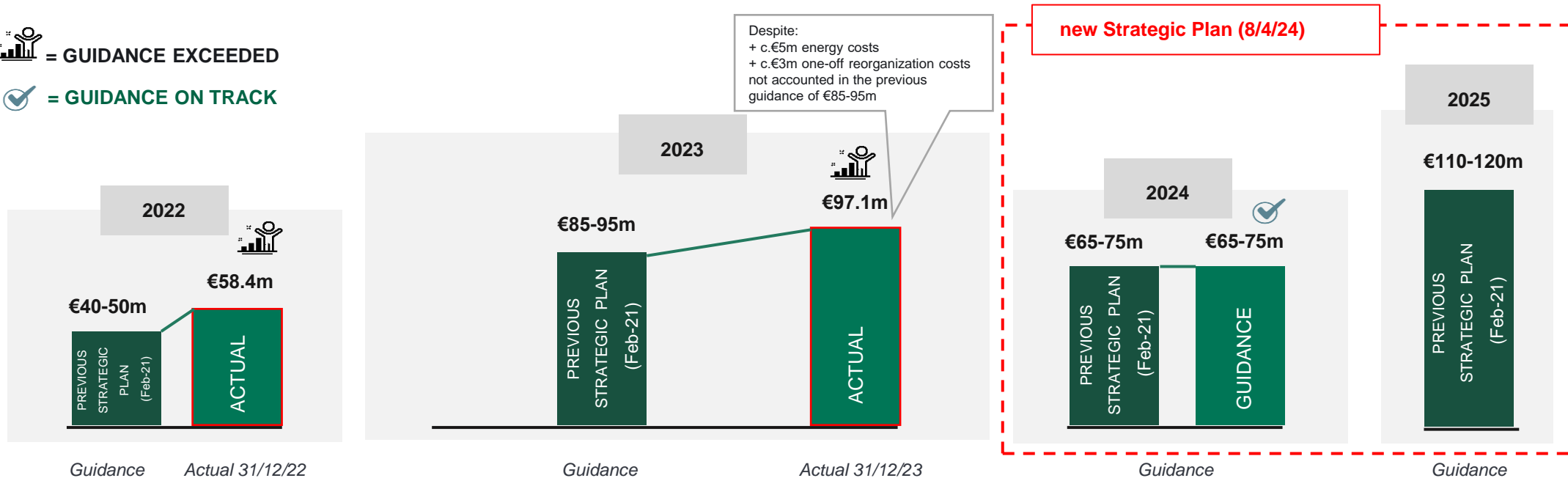


NET FINANCIAL AVAILABILITY (€M)



EBITDA ACTUAL RESULTS COMPARED TO GUIDANCE

- = GUIDANCE EXCEEDED
- = GUIDANCE ON TRACK





AGENDA

Today's Presenters

Fiera Milano overview

Update on FY 2023 Results

Progress on the previous strategic plan. A look to the future:

- New concepts launched
- Attraction of large travelling events
- Synergistic supply chain alliances
- System agreements with other operators on strategic supply chains
- Congresses as drivers of growth
- Development of services: ambition and new positioning
- Digital transformation as a lever to create value
- International development
- Growth through external lines: M&A pipeline
- The Milano-Cortina 2026 Winter Olympics opportunity

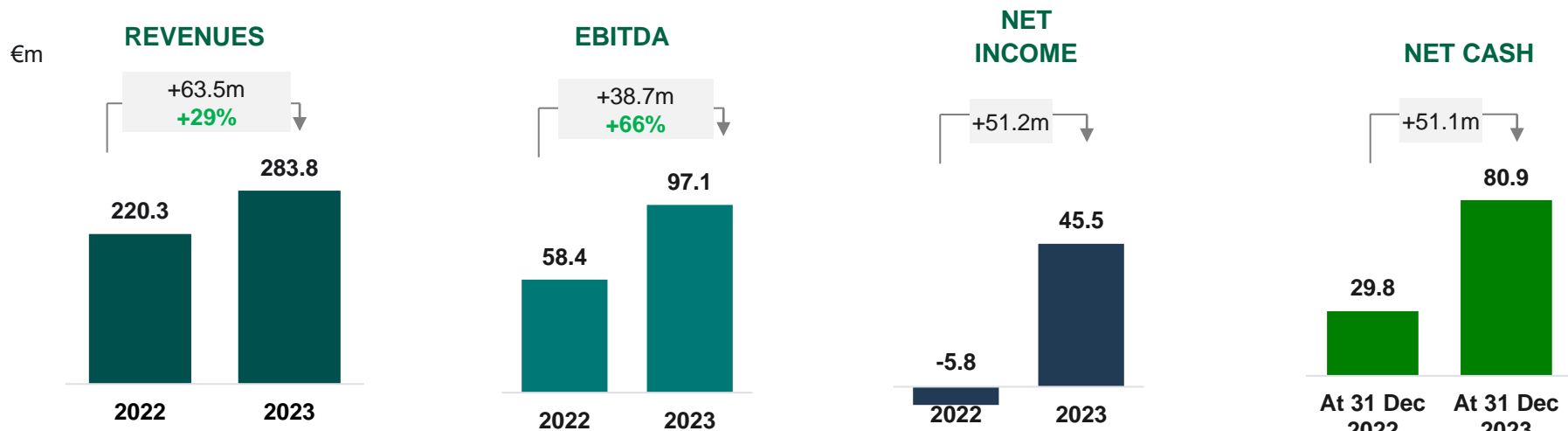
ESG commitment

A YEAR OF STRONG GROWTH...

STRONG SET OF OPERATIVE RESULTS

- **73 exhibitions** (44 in Italy and 29 abroad; 43 owned and 30 hosted)
- **132 congresses** (of which 55 with related exhibition area)
- **1,882,180 sqm occupied** (1,292,070 sqm Italy, 501,240 sqm abroad and 88,870 sqm congresses with related exhibition area)

OUTSTANDING 2023 GROWTH

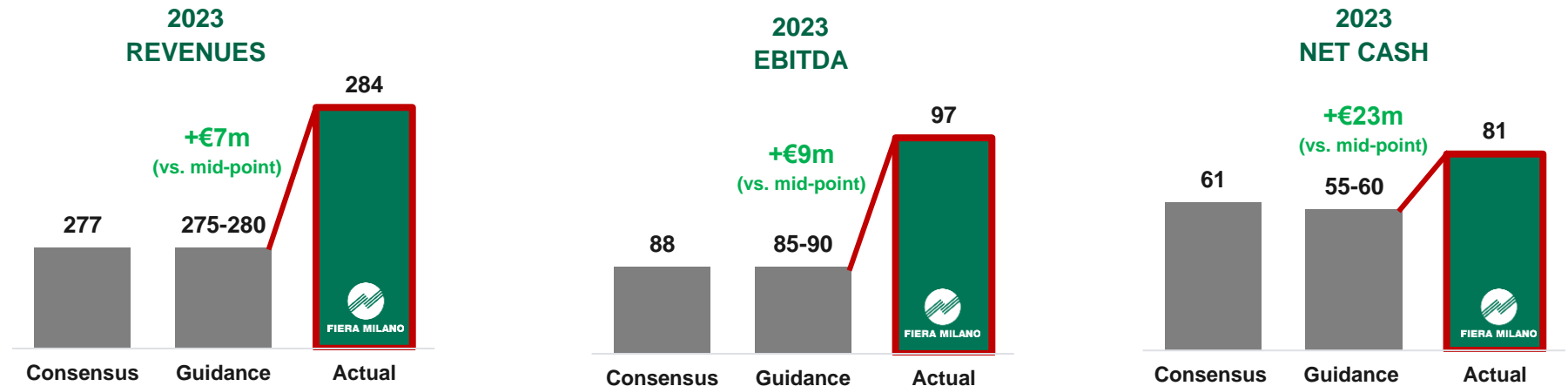


KEY MESSAGES

- **Double digit growth** for Revenues (+29%) and EBITDA (+66%) compared to 2022
- **Record-breaking Net Income** of €45.5 (+ €51m increase compared to 2022)
- **High cash generation** of €51m at year-end, leaving room for dividends and M&A
- **Proposal of €0.14 dividend per share** (Shareholders' Meeting on 23 April 2024)

...EXCEEDING EXPECTATIONS

EXCEEDING BOTH GUIDANCE AND CONSENSUS



- **Surpassed previous Revenue guidance** of approximately €7 million, primarily driven by a very **strong Q4 performance** of **HOST**, **EICMA**, and the **ECTRIMS** congress (multiple sclerosis related congress)
- **Exceeded previous EBITDA** guidance by approx. €9 million, primarily due to the **higher Revenue contribution**, **cost-saving initiatives**, and improved performance in China
- **Outperformed previous Net Cash guidance** by €23 million, mainly attributable to the **higher EBITDA contribution** and improved **net working capital dynamics**

...CONFIDENCE ON 2024 AHEAD OF 2024-2027 STRATEGIC PLAN LAUNCH

2024 PREVIEW

- Building on strong 2023 results and positive feedback from planned 2024 events, we are optimistic about our financial outlook for the current year. Despite the less favorable calendar seasonality of even years, we expect EBITDA to range between €65 -75m by 31 December 2024
- 2024 will see the return of the major itinerant event CPHI (> 100k sqm expected; twice the size of the last edition), confirming Fiera Milano's ability to attract large international events and the biennial MCE – Mostra Convegno Expocomfort (> 80k sqm expected)

NEW STRATEGIC PLAN 2024-2027 ON APRIL 8TH

- The upcoming Strategic Plan 2024-2027 presentation on 8 April 2024, will be a pivotal moment to articulate Fiera Milano medium-to-long-term strategic vision and outline development initiatives for the coming years

...WITH ESG ALWAYS AT THE TOP OF THE AGENDA

BUILDING MOMENTUM WITH ESG AT THE FOREFRONT

- Defined a new Sustainability Plan, integrated in the Strategic Plan 2024-2027
- Established quantitative GHG reduction targets for 2027 and 2030 in the Decarbonization Plan 2030
- Expansion of the photovoltaic system (26k panels) with the aim of reaching a capacity of 17 MWp by 2024 (generating 20-25% energy purchasing from renewable sources)
- Approved the new Sustainability Report 2023 (to be released on 29 March 2024)
- Fiera Milano awarded with the "Sustainability Award Top ESG score"

SUMMARY OF DIVISIONAL RESULTS

ITALIAN EXHIBITION BUSINESS



REVENUES¹
(€m)
EBITDA
(€m)
SQUARE METERS
(k sqm)

	2019	2020	2021	2022	2023
REVENUES ¹ (€m)	246.4	70.0	103.0	176.8	241.3
EBITDA (€m)	91.4	11.3	61.4	44.5	79.7
SQUARE METERS (k sqm)	1,462	343	593	1,149	1,292

CONGRESSES



REVENUES¹
(€m)
EBITDA
(€m)
SQUARE METERS
(k sqm)

	2019	2020	2021	2022	2023
REVENUES ¹ (€m)	39.7	5.7	23.0	43.3	47.0
EBITDA (€m)	11.3	0.0	15.4	13.5	13.4
SQUARE METERS (k sqm)	72	8	50	90	88

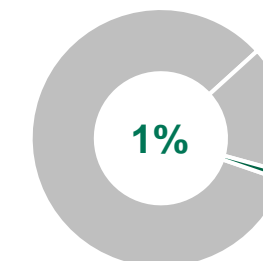
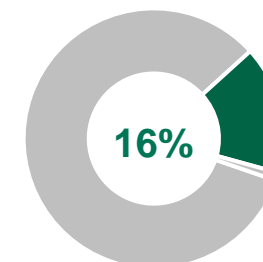
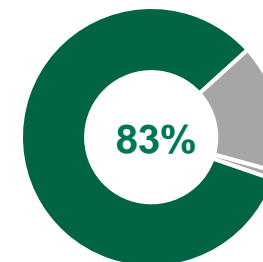
FOREIGN EXHIBITIONS BUSINESS



REVENUES
(€m)
EBITDA
(€m)
SQUARE METERS
(k sqm)

	2019	2020	2021	2022	2023
REVENUES (€m)	4.3	1.2	0.2	8.7	3.9
EBITDA (€m)	3.3	(0.8)	0.3	0.3	4.0
SQUARE METERS (k sqm)	511	287	310	175	501

2023 GROUP'S REVENUES %



1) Gross Revenues before intercompanies

ITALIAN EXHIBITION BUSINESS: STRONG PERFORMANCE AND POSITIVE CALENDAR EFFECT

REVENUES¹
(€m)

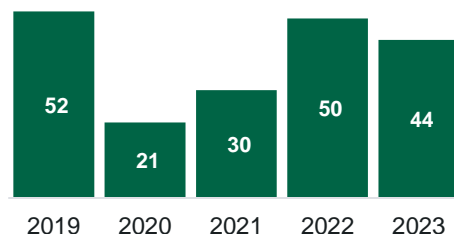
EBITDA
(€m)

SQUARE METERS
(k sqm)

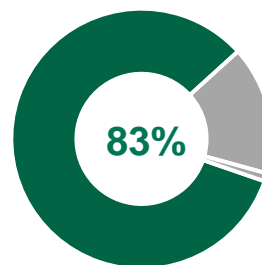
	2019	2020	2021	2022	2023
REVENUES ¹ (€m)	246.4	70.0	103.0	176.8	241.3
EBITDA (€m)	91.4	11.3	61.4	44.5	79.7
SQUARE METERS (k sqm)	1,462	343	593	1,149	1,292

2019-2023
FIGURES

n. exhibitions



2023 Group's Revenues %



- Revenues up to **€241.3m** in 2023 (+€64.5m vs. 2022; +36% growth)
- Reached **98% of 2019 pre-pandemic levels**
- Growth driven by a **favorable trade fair calendar** (biennial **Host** with 128k smq, multi-year **ITMA** with 122k sqm, **Plast** with 49k smq) and a **strong performance of fashion events** (Milano Unica, LineaPelle, The Micam, HOMI Fashion&Jewels)
- **Increase in net occupied areas** (+12% vs 2022) and **higher service sales** strongly contributed to revenue growth
- **New exhibition launched** (GEE-Global Elevator Exhibition; 7k sqm) and **new exhibition hosted** (ISSA Pulire; 14k sqm)

>2.8M
VISITORS



- **EBITDA up to €79.7m** in 2023 (+€35.1m vs. 2022; +79% growth) tracking revenue growth
- Positive impact from **Fiere di Parma** subsidiary (equity method accounted; > €1m EBITDA contribution)
- Partially **offset by higher costs**: energy (+c.€5m vs.2022), one-off personnel costs related to reorganization (+€3m vs.2022)

1) Gross Revenues before intercompanies

NEW EXHIBITION FORMATS: MIBA - SYNERGISTIC SUPPLY CHAIN ALLIANCES



- **New exhibition formats** that bring together entire supply chains in the same event with the aim of **creating synergies between operators**
- Exhibitors and visitors meet **complementary production ecosystems**
- New exhibition model that acts as a **business multiplier**

	<u>INDUSTRY</u>	<u>SQM</u>	<u>EXHIBITORS</u>
GEE*	Vertical transport	7k	120
MADE	Building/ Construction	33k	645
SBE	Building automation	3k	70
Sicurezza	Security	17k	205


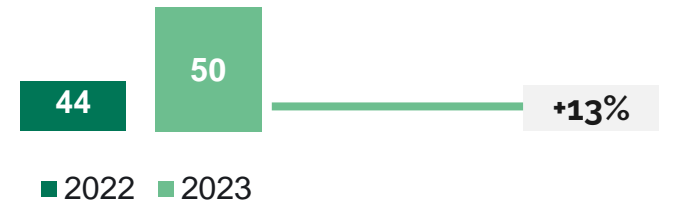
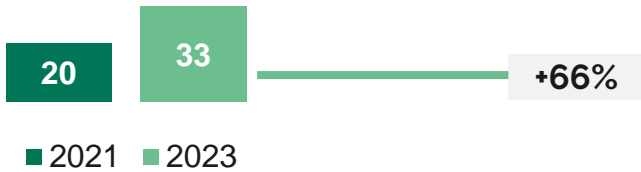
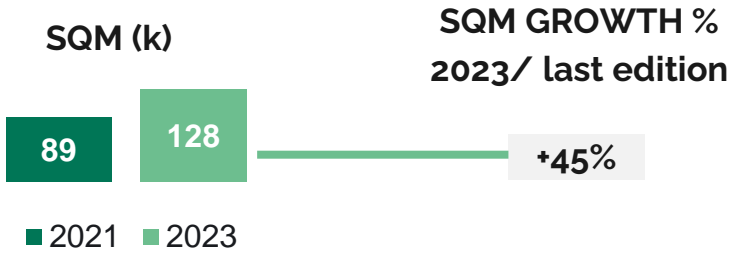
*1st edition

NEW EVENT



- GEE is the **new event** on elevators and escalators launched by Fiera Milano in nov-2023

ITALIAN EXHIBITION BUSINESS: FIERA MILANO 2023 SQM GROWTH CHAMPIONS



1) Includes 2 editions of the event held in 2023

CONGRESSES: RECORD-BREAKING YEAR FOR REVENUES



REVENUES¹
(€m)

EBITDA
(€m)

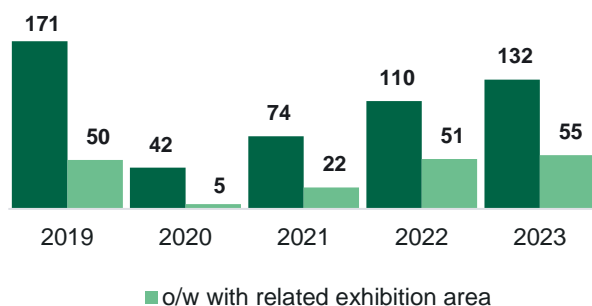
SQUARE
METERS
(k sqm)

	2019	2020	2021	2022	2023
REVENUES ¹ (€m)	39.7	5.7	23.0	43.3	47.0
EBITDA (€m)	11.3	0.0	15.4	13.5	13.4
SQUARE METERS (k sqm)	72	8	50	90	88

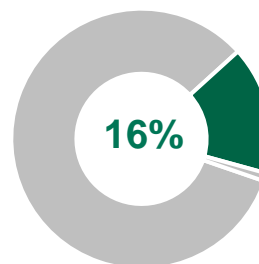
- **Pre-Covid levels exceeded** for both Revenues and EBITDA, ahead of what was expected when defining the previous Strategic Plan
- **Services** as the major revenue source for Allianz MiCo while **area revenues** growing faster on top 10 congresses

2019-2023
FIGURES

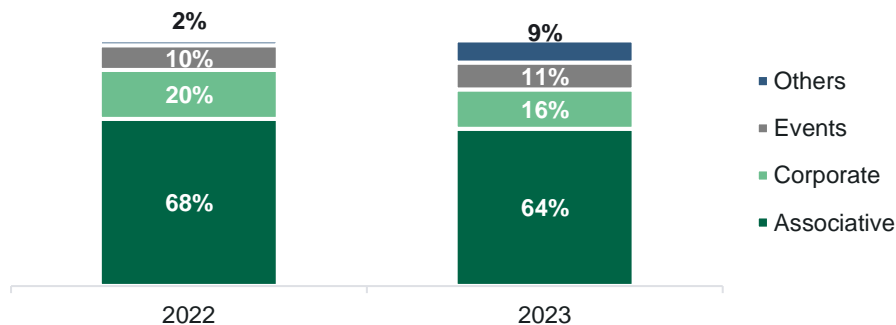
n. events



2023 Group's Revenues %



REVENUES
SPLIT



1) Gross Revenues before intercompanies

- **Revenues of €47.0m in 2023**, up €3.7m from 2022 (+8.5% growth)
- Increase mainly **due to major medical congresses** such as **ERS** (Respiratory), **EULAR** (Rheumatology), **EAU** (Urology), **ECTRIMS** (Multiple Sclerosis), **ERA** (Renal), also driven by **corporate conventions**, including the Allianz Bank Convention, and new sports (fencing and padel) and fashion events

- **EBITDA reached €13.4m in 2023**, down by -0.6% despite revenue growth mainly due to higher venue costs, energy prices, and security costs
- Worth noting the different calendar in 2023 with the absence of events that took place in 2022 instead such as **EADV** (Dermatology and Venereology), **ESCRS** (Cataract and Refractive Surgeons), **ESHRE** (Human Reproduction and Embryology)

- Managing the new congress venue in **Torino** from 2027

FOREIGN EXHIBITION BUSINESS: STRONG REBOUND OF THE OPERATIONS IN CHINA



REVENUES
(€m)

EBITDA
(€m)

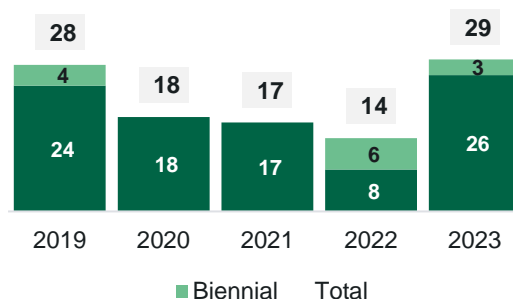
SQUARE METERS
(k sqm)

	2019	2020	2021	2022	2023
REVENUES (€m)	4.3	1.2	0.2	8.7	3.9
EBITDA (€m)	3.3	(0.8)	0.3	0.3	4.0
SQUARE METERS (k sqm)	511	287	310	175	501

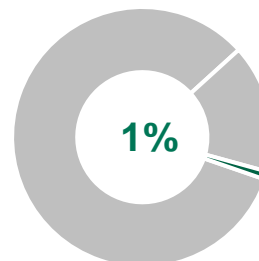
- **Brazil & South Africa** operations are fully consolidated, enhancing both the Group's revenues and EBITDA
- **China** and **Singapore** are equity method accounted, thereby contributing to Group's EBITDA only
- **N. of foreign exhibitions more than doubled** in 2023 (n.29) compared to 2022 (n.14), following complete re-launching of the business in China
- **Revenues stood at €3.9m** in 2023 (not including China and Singapore, accounted at EBITDA level only), down €4.8m compared to 2022
- Decrease primarily due to less favourable Brazilian odd-year calendar effect with the **absence of biennial events Fesqua, ReaTech, and Ebrats**
- **Partially offset by the very positive performances from Exposec Brasil** (12k sqm) and the **ICTAF 2023** (3.9k smq), the South Africa leading contemporary art exhibition

2019-2023
FIGURES

n. exhibitions



2023 Group's Revenues %



n. exhibitions

	2019	2020	2021	2022	2023
China	22	17	17	4	23
Brazil	5	-	-	8	4
South Africa	1	1	-	1	1
Singapore	-	-	-	1	1

COUNTRY
BREAKDOWN



- **EBITDA up to €4.0m** in 2023 (+€3.7m vs. 2022)
- EBITDA increase mainly due to the **strong performance** of the joint venture with Deutsche Messe AG in **China** (23 exhibitions in 2023 vs 4 in 2022)
- Partially offset by the **absence in 2023 of the biennial events Fesqua and Fisp** in **Brazil**, present in even years

FIERA MILANO BRASIL LAUNCHING TWO NEW EVENTS TO ENRICH ITS PORTFOLIO



FRUIT ATTRACTION SÃO PAUL

- Fiera Milano and IFEMA Madrid start the internationalization process in Brazil of «Fruit Attraction», the leading professional fair in Europe for the marketing of fruit and vegetables
- 1st edition in Brazil at the São Paulo Expo & Convention Centre: from 16 to 18 April 2024
- Exhibition area: 9,000 sqm
- # exhibitors: 200



E-SQUADRIA

- Fiera Milano Brasil and Nurnberg Messe bring a new event to life in the windows, doors, and curtain wall sector
- 1st edition in Brazil at the São Paulo Expo & Convention Center in 2024
- Co-location with Glass South America (organized by Nurnberg Messe)

THE BEST OF FRAME, WINDOW, DOORS AND FACADES INDUSTRY WITH THE BIGGEST EVENT IN THE GLASS SECTOR IN LATIN AMERICA SIMULTANEOUSLY.

E-SQUADRIA SHOW

POWERED BY FENSTERBAU FRONTALE

Simultaneous Realization GLASS SOUTH AMERICA TECNOLOGIA & DESIGN

INCOME STATEMENT

INCOME STATEMENT (€m)	2019	2020	2021	2022	2023
1 Revenues from sales and services	279.7	73.6	122.3	220.3	283.8
Cost of materials	2.5	1.6	1.7	4.1	3.8
Cost of services	121.2	45.5	71.2	110.2	134.5
Costs for use of third-party assets	0.5	0.5	0.5	1.2	0.7
Personnel costs	47.4	31.9	40.7	44.4	52.2
Other operating expenses	4.8	2.5	2.8	3.9	5.0
Total operating costs	176.4	81.9	117.0	163.8	196.1
Other income	2.4	16.9	73.1	4.1	5.4
Results of equity-accounted companies and JV	3.8	0.5	1.2	0.5	6.9
Impairment of receivables and other accruals	3.5	(1.3)	5.9	2.7	2.9
2 EBITDA post IFRS 16	106.1	10.4	73.7	58.4	97.1
Depreciation and amortisation	45.2	44.8	45.2	47.9	51.5
Adjustments to asset values	1.3	0.0	0.0	1.3	0.8
EBIT	59.6	(34.3)	28.5	9.2	44.8
Financial income/(expenses)	(13.4)	(12.7)	(13.4)	(12.9)	(8.8)
3 Profit/(loss) before income tax	46.2	(47.0)	15.1	(3.7)	36.0
Income taxes	1.9	(12.9)	(24.4)	2.1	7.0
<i>Profit/(loss) (continuing operations)</i>	34.3	(34.2)	39.5	(5.8)	29.0
<i>Profit/(loss) (discontinued operations)</i>	0.0	0.0	4.6	0.0	16.5
Profit/(loss)	34.3	(34.2)	44.1	(5.8)	45.5
4 - o/w attributable to the controlling entity	34.4	(33.9)	44.4	(5.6)	45.5
- o/w attributable to non-controlling interests	(0.1)	(0.2)	(0.3)	(0.2)	0.0

1 REVENUES 2023 of €283.8m:

- + €63.5m vs 2022 (+28.8% growth YoY)
- +€4.1m vs 2019 (+1.5% growth vs pre-pandemic)

Key Growth drivers:

- **Positive calendar effect:** presence of biennial **HOST** and multi-annual **ITMA** and **Plast** exhibitions
- **Good general performance:** annual events of the fashion industry (**Milano Unica, LineaPelle and HOMI Fashion & Jewels**) and multi-annual events (**ITMA, Plast**)
- **Increase in the sale of services**
- **Growing congress activity:** mainly for the **EULAR** (Rheumatology) and **EAU** (Urology) medical-scientific congresses

2 EBITDA 2023 of €97.1m:

- + €38.7m vs 2022 (+66.3% growth YoY)
- 34.2% EBITDA Margin

Key trends:

- **Better performance** (following Revenues positive trend) and more **favorable mix** of events on the calendar
- **Positive result of equity method accounted companies:** Deutsche Messe AG JV in **China** (above pre-covid performance levels) and of **Fiere di Parma**
- **Higher structural and operating costs:** mainly due to the **increase in electricity prices** and **higher one-off personnel costs** related to company reorganization

3 Financial management: positive change mainly resulting from the higher income relating to the use of liquidity, as well as the improvement in the fair value of the units in ESG mutual funds.

- **Net result for the period from continuing operations** amounts to €29.0m (up by €34.7m compared to €5.8m loss in 2022), while **net result for the period from discontinued operations** amounts to €16.5m and is referring to the higher values that emerged with the transfer of the business unit relating to the "Tuttofood" event relating to the acquisition of 18.5% of Fiere di Parma. **Consolidated Net result** presents a profit of €45.5m compared to a loss of €5.8 m in 2022

BALANCE SHEET & CASH FLOW

BALANCE SHEET (€m)		2019	2020	2021	2022	2023
	Goodwill	95.0	95.0	95.0	95.0	95.0
	Intangible assets with a finite useful life	14.6	17.0	18.5	15.2	12.2
	Right-of-use assets	469.6	431.7	392.5	367.5	362.0
	Tangible fixed assets	9.2	7.0	5.8	5.0	11.5
	Other non-current financial assets	0.0	0.0	0.1	2.4	1.1
	Other non-current assets	34.1	43.0	61.8	74.3	90.4
1	A Non-current assets	622.5	593.8	573.7	559.4	572.2
	Inventory and contracts in progress	2.2	5.6	3.3	3.1	2.3
	Trade and other receivables	40.4	26.7	31.1	33.4	40.6
	Other current activities	0.0	0.0	0.0	0.0	0.0
	B Current assets	42.6	32.2	34.4	36.5	42.8
	Trade payables	41.9	19.9	50.6	50.3	65.3
	Payments received on account	49.2	30.6	35.9	29.9	39.8
	Tax liabilities	2.9	3.9	5.0	2.6	2.9
	Provisions for risks and charges and other current liabilities	36.1	13.4	29.2	26.2	33.0
	C Current liabilities	130.3	67.7	120.6	109.0	141.0
2	D Net working capital (B - C)	(87.7)	(35.4)	(86.2)	(72.4)	(98.2)
	E Gross capital employed (A + D)	534.7	558.4	487.5	487.0	474.0
	Employee benefit provisions	9.9	10.1	9.5	7.8	7.5
	Provisions for risks and charges and other non-current liabilities	11.9	11.7	4.4	4.2	3.8
	F Non-current liabilities	21.9	21.7	13.9	12.0	11.2
	G NET CAPITAL EMPLOYED cont. operations (E - F)	513.0	536.7	473.6	475.0	462.8
	H NET CAPITAL EMPLOYED assets held for sale	0.0	0.0	0.0	(1.8)	0.0
	TOTAL NET CAPITAL EMPLOYED (G + H)	512.9	536.7	473.6	473.2	462.8
	covered by:					
	Equity attributable to the Group	107.3	62.9	108.3	105.7	147.9
	Non-controlling interests	0.6	0.3	0.7	0.5	0.5
	I Total equity	107.9	63.2	109.0	106.2	148.4
	Cash & cash equivalents	(68.0)	(20.4)	(148.3)	(82.0)	(99.8)
	Current financial (assets)/liabilities	33.7	93.1	44.1	41.3	43.3
	Non-current financial (assets)/liabilities	439.3	400.8	468.8	409.4	370.9
	Net financial debt/(Cash) from continuing operations	405.1	473.4	364.7	368.8	314.4
	Net financial debt/(Cash) of assets held for sale	0.0	0.0	0.0	(1.8)	0.0
L	Net financial debt/(Cash) post IFRS16	405.1	473.4	364.6	367.0	314.4
	EQUITY AND NET FINANCIAL DEBT (I + L)	512.9	536.7	473.6	473.2	462.8
3	Net Financial Debt/(Cash) pre IFRS16	(68.3)	23.9	(47.2)	(29.8)	(80.9)

1 The increase mainly refers to "Other non-current assets" following the purchase of a stake equal to 18.5% of the share capital of **Fiere di Parma SpA**. This effect was almost **totally offset** by the decrease in receivables from the **Parent Company for tax consolidation**, as well as from the **decrease in the Right of use assets**

2 **Net Working Capital** goes from €(72.4)m at 31/12/2022 to €(98.2)m at 31/12/2023

The **increase in liquidity** of €25.8m is mainly due to the dynamics of **advances** and the **increase in debt to suppliers** following the concentration of events and conferences held at the end of the year

3 **Net Financial Debt** (pre-IFRS16) goes from a **net cash availability** of €29.8m at 31/12/2022 to an availability of €80.9m at 31/12/2023, resulting in a **Free Cash Flow generation** of €51.1m

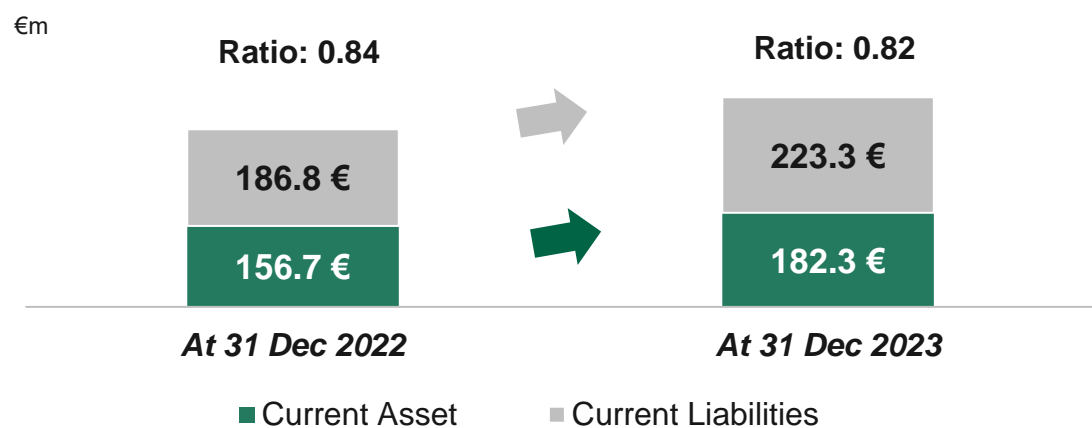
CASH FLOW (€m)	From 31/12/22 to 31/12/23
EBITDA post IFRS16	97.1
IFRS16 cash out (rents)	(55.4)
Δ Net Working Capital	25.8
Capex (digital, cyber-security and IT)	(11.4)
Operating Cash Flow	55.9
Cash Interests & Income	1.9
Other	(6.8)
Free Cash Flow	51.1

Net Cash	Free Cash Flow	Net Cash
31-12-22		31-12-23
29.8	51.1	80.9

EXCELLENT FINANCIAL STABILITY

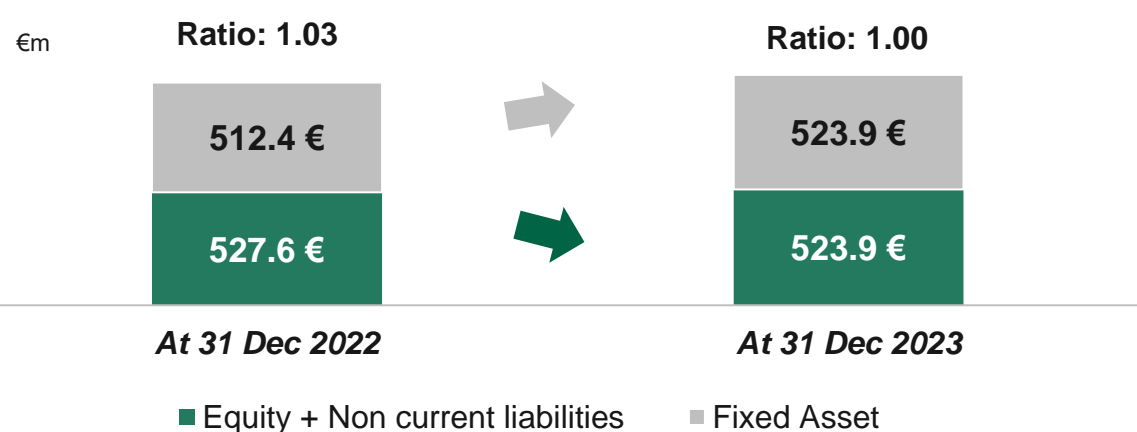
Fiera Milano achieved an **excellent financial stability**, transforming the Covid-19 emergency into an opportunity to reorganize its financial structure

CURRENT ASSET/ CURRENT LIABILITIES



- **Current Assets** (Cash and cash equivalents, Current financial assets, Trade receivables, Suspended costs): increasing liquidity, increase in trade receivables
- **Current liabilities** (portion of short-term loans, Debt to Fondazione FM, Other financial liabilities, Portion of short-term lease liabilities, Trade payables, Advances, Provisions for risks and charges, Tax payables, Other current liabilities): increase mainly due to higher advances and to the increase in trade payables

(EQUITY + NON CURRENT LIABILITIES)/ FIXED ASSET



- **Equity + Non-current liabilities** (Shareholders' equity, Bank loans, Lease Liabilities, Personnel provisions, Provisions for risks and charges, Deferred tax liabilities): shareholders' equity increased due to positive 2023 result, while non-current liabilities decreased due to loan repayments (Carige full repayment in March and start of payment of CDP and pool banks loans)
- **Fixed Assets** (Tangible fixed assets, Goodwill, Intangible fixed assets, Right to use leased assets, Investments valued at equity): Fiere di Parma stake inclusion in the Group's fixed asset



AGENDA

Today's Presenters

Fiera Milano overview





Update on FY 2023 Results

Progress on the previous strategic plan. A look to the future:



- New concepts launched
- Attraction of large travelling events
- Synergistic supply chain alliances
- System agreements with other operators on strategic supply chains
- Congresses as drivers of growth
- Development of services: ambition and new positioning
- Digital transformation as a lever to create value
- International development
- Growth through external lines: M&A pipeline
- The Milano-Cortina 2026 Winter Olympics opportunity

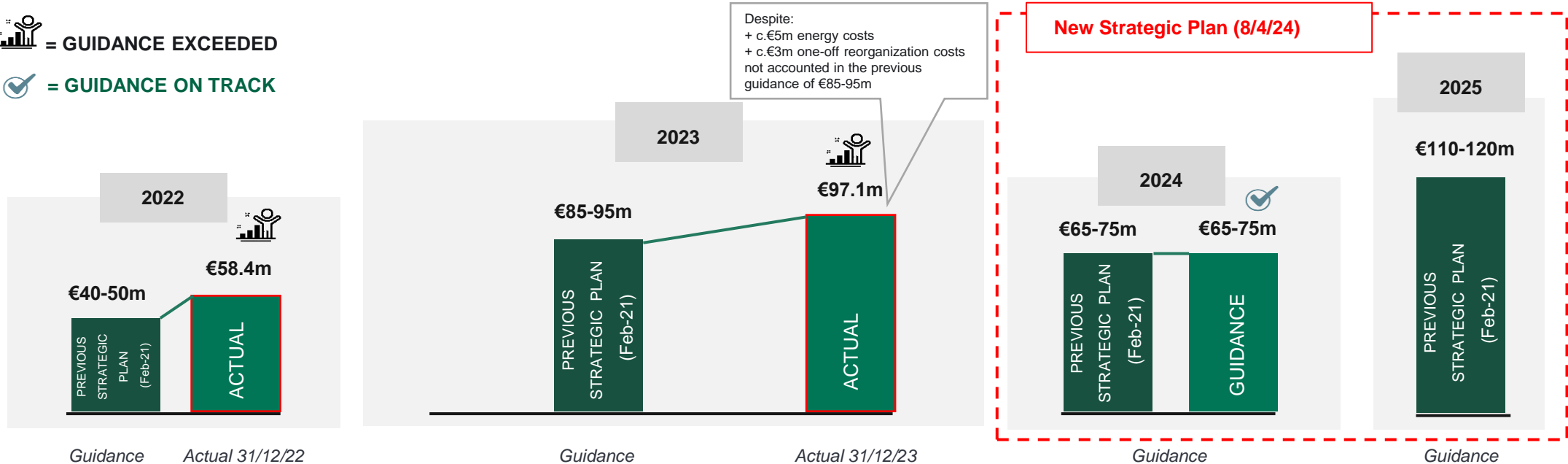
ESG commitment

PREVIOUS STRATEGIC PLAN (LAUNCHED IN FEB-2021): WHERE WE ARE

MAIN INITIATIVES			
 <h2>Strengthening of the portfolio</h2> <ul style="list-style-type: none"> Owned event portfolio expansion Attraction of new hosted events Development of existing owned events Strategic alliances with organizers 	 <h2>Congresses Expansion</h2> <ul style="list-style-type: none"> Attract world-class events Activate "network synergies" with other Italian locations ("Destination Italy") and international locations Guarantee the offer of advanced digital technologies 	 <h2>Service Development</h2> <ul style="list-style-type: none"> Increase service penetration Increase in value captured in the relationship with Exhibitors, Organizers and Visitors in the Physical and Digital areas, beyond the boundaries of the venue/event 	 <h2>International Development</h2> <ul style="list-style-type: none"> Consolidation and development of existing platforms Expansion into new geographies by external lines

EBITDA ACTUAL RESULTS COMPARED TO GUIDANCE

 = GUIDANCE EXCEEDED
 = GUIDANCE ON TRACK



PORTFOLIO STRENGTHENING

OWNED EVENT PORTFOLIO EXPANSION: LAUNCH OF NEW CONCEPTS



Concept

Target exhibitors

Target visitors

Timing



- International exhibition on public/ collective transport
- Sustainable mobility

- Vehicle manufacturers, charging stations manufacturers / operators, service providers

- Public/ mass transport operators
- Commercial transport operators
- Policy makers

- Biennial even years
- 1st ed: Oct-22 (10k m²; 100 exhibitors)
- 2nd ed: May-24



- International exhibition on elevators and escalators

- OEMs (manufacturers)
- Suppliers
- Maintenance

- Developers
- Industry professionals

- Nov 2023



- Metaverse Summit
- Biz Bang – Digital Transformation made simple

- Start-up
- Tech providers
- Consulting companies

- Entrepreneurs
- C-level from SMEs and Large Corporates

- Nov 2023



- CFO Coalition: companies adhering to the UN Global Compact

- International CFOs
- Institutional representatives of the UN Global Compact programme

- Apr 2023

Other concepts work in progress

PORTFOLIO STRENGTHENING






ATTRACTION OF LARGE TRAVELING EVENTS



 CPhI worldwide

- 1 Hitting **traveling** or resident **exhibitions** active in **strategic product clusters**
- 2 Priority to **large-scale** events and potential events able to generate margins from services
- 3 Priority to events with potential **synergies** with the **current portfolio**

2024 edition confirmed
(> 100k m²; 1,800 exhibitors; > 50k visitors expected).
Subsequent editions under negotiation

	CPHI	Gastech	ITMA
Event			
Organizer			ITMA SERVICES
Date	09-11 Nov 2021	05-08 Sep 2022	08-14 Jun 2023
# pavilions	12	3	12
Square meters	55,000	23,600	123,300
# exhibitors	928	464 (81% foreign)	1,660
# visitors	20,000	38,000	c.100,000

PORTFOLIO STRENGTHENING

NEW EXHIBITION FORMATS: SYNERGISTIC SUPPLY CHAIN ALLIANCES



- **New exhibition formats** that bring together entire supply chains in the same event with the aim of **creating synergies between operators**
- Exhibitors and visitors meet **complementary production ecosystems**
- New exhibition model that acts as a **business multiplier**

The Innovation Alliance



- Exhibition format held every three years which brings together four events dedicated to **instrumental mechanics**

	<u>Industry</u>	<u>Square meters</u>	<u>Exhibitors</u>
Ipack-ima	Packaging machinery	52k	900
Green Plast	Plastic materials	5k	145
Print4all	Printing and converting	12k	180
Intra Logistica	Logistics	4k	85

MIBA - Milan International Building Alliance



- New exhibition format held every three years which brings together four events dedicated to the **design, construction and redevelopment of the building**
- Format created to intercept and enhance the new **trend of smart cities**

	<u>Industry</u>	<u>Square meters</u>	<u>Exhibitors</u>
GEE*	Vertical transport	7k	120
MADE	Building/ Construction	33k	645
SBE	Building automation	3k	70
Sicurezza	Security	17K	205

*1st edition

PORTFOLIO STRENGTHENING

SYSTEM STRATEGIC ALLIANCES: UPDATE ON FIERE DI PARMA



Parties involved

- **Fiera Milano**, organizer of **TuttoFood**, primary event in the agro-food sector held in Milan (> 2k exhibitors and c.60k smq occupied pre-Covid) and **Fiere di Parma**, organizer of **Cibus**, iconic event for Made in Italy food and its territories (c. 2k exhibitors and c.60k smq occupied pre-Covid)

Strategic rationale

- Creating a **common European exhibition platform in the agro-food sector** consisting of:
 - "**Tuttofood powered by Cibus**" in Milan, which will position itself as an international event which, in addition to supporting the domestic supply chain, will be the reference for an exhibition audience coming from all the leading countries in agro-food production, thus competing with the European exhibitions, and by
 - "**Cibus**" in Parma, an iconic event for the excellent food Made In Italy and for its territories
- Thanks to the **synergies** created between Fiera Milano and Fiere di Parma, TuttoFood powered by Cibus and Cibus will be able to specialize their positioning, offering a strategic and permanent support to the agro-food Made in Italy and, in general, to the Italian system

The transaction

- Subscription of a **capital increase of Fiere di Parma reserved for Fiera Milano**, to be released through the contribution of the Fiera Milano business unit "Tuttofood" for a value of c. Euro 16.5 million

Governance

- Fiera Milano will initially hold a **stake of 18.5%** in the share capital of Fiere di Parma. Agreements relating to the **new governance** of Fiere di Parma and a **service agreement** between Fiera Milano and Fiere di Parma are also envisaged

Economic impact for Fiera Milano

- (i) **rentals** deriving from the TuttoFood powered by Cibus exhibition space hosted in Rho (Milan); (ii) **EBITDA of services** offered by Fiera Milano to TuttoFood powered by Cibus; (iii) **18.5% net results of Fiere di Parma**; (iv) reduction of domestic competition

UPDATE OF THE LATEST TUTTOFOOD EDITION



8-11 May 2023

- 83k visitors (20% foreign)
- +77% increase in exhibitors vs. latest edition
- 60k m² sold vs. 30k m² latest edition
- +26% sales of services

CONGRESSES AS DRIVERS OF GROWTH



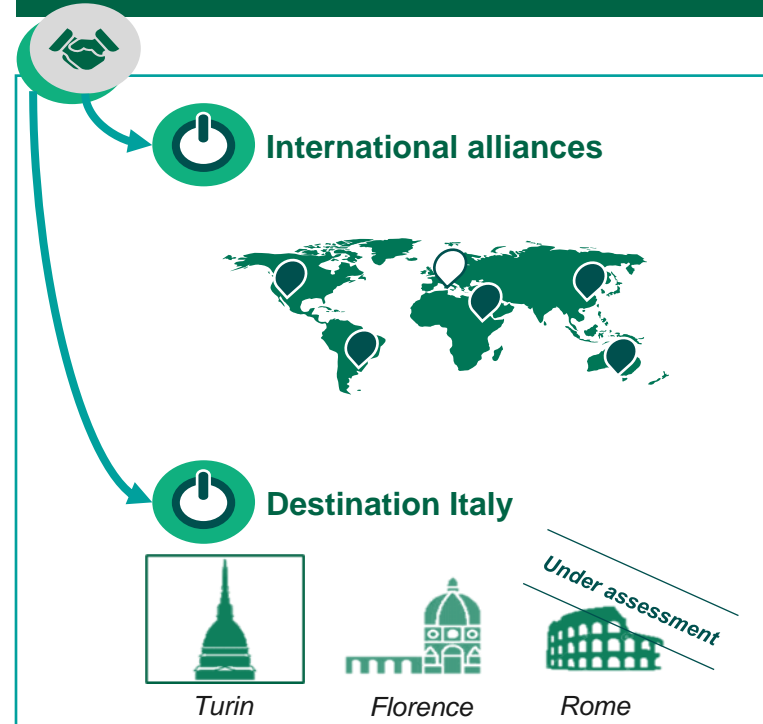
ACTIVATOR 1

Attract world-class events by offering a sustainable and safe location



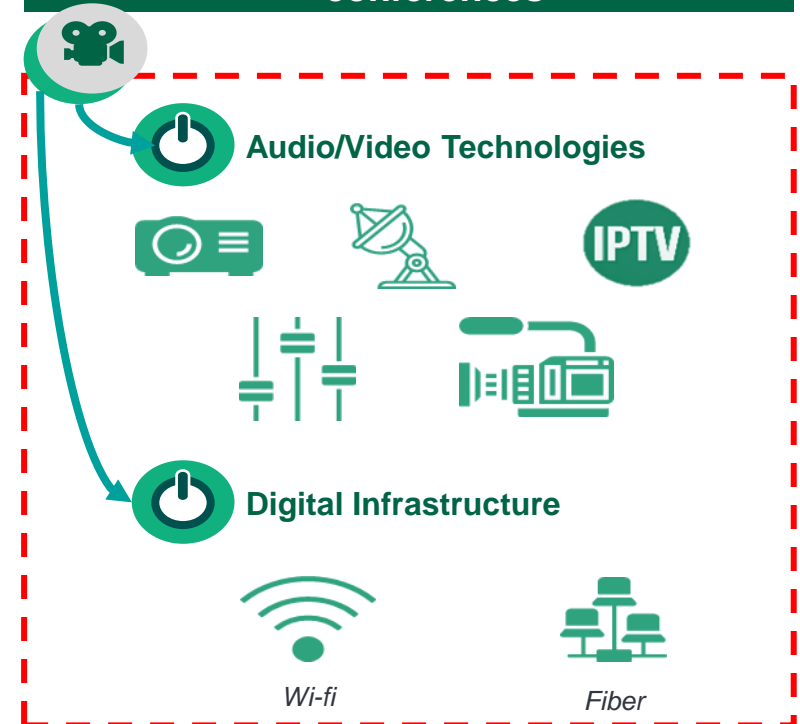
ACTIVATOR 2

Activate "network synergies" with other Italian locations ("Destination Italy") and international locations



ACTIVATOR 3

Guarantee the offer of advanced digital technologies to enable "phygital" conferences



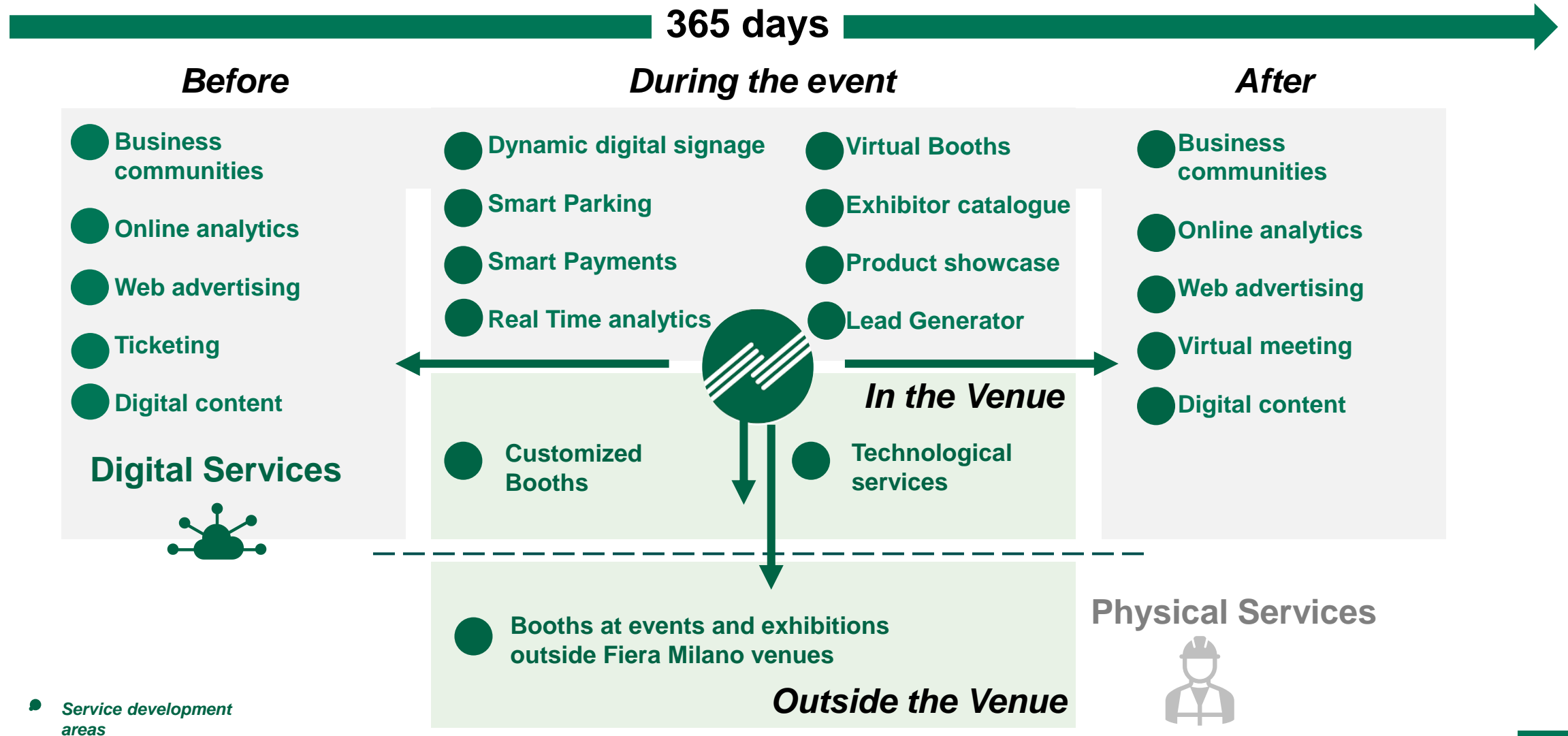
Upgrade of the current Allianz-MiCo data and telecommunications infrastructure

- Investments in **technical/IT interventions** aimed at equipping the Allianz-MiCo venue with technical and data communication characteristics of absolute importance in the European panorama for the **provision of high resolution audio and video services**
- Project cost: €15,000,000 - supported in equal parts between Fiera Milano and Fondazione Fiera Milano



SERVICE DEVELOPMENT – THE AMBITION





Increase in value captured in the relationship with Exhibitors, Organizers and Visitors in the Physical and Digital areas, beyond the boundaries of the venue/event



SERVICE DEVELOPMENT - BOOTHS (1/2)



Fiera Milano offers pre-fitted and unified solutions, in which it has a competitive advantage, and customized projects where there is room for further growth

	Pre-fitted	Unified	Customized	Aluminum trusses/ Hangings/ Technologies
Product				
Description	<ul style="list-style-type: none"> Modular booths that use standard elements and are configured based on the exhibitor's needs 	<ul style="list-style-type: none"> Booth designed based on the organizer's requests based on a homogeneous design for the entire exhibition and based on standard modules 	<ul style="list-style-type: none"> Booth created based on a specific project requested (or supplied) by the exhibitor and created with the use of non-standard components developed ad-hoc 	<ul style="list-style-type: none"> Overhead metal structures for "hanging" aesthetic or functional elements (e.g. signs, lights, furnishing elements) Technological equipment (e.g. ledwalls, screens, etc.)
Booth size	Small-medium (<100 m ²)		Medium-large (>100m ²)	
EUR/m ²	Ca. 50-80	Ca. 80-100	Ca.200+	n.a.
Nolostand positioning	<p>Low ————— High</p> <p>Penetration 10-20%</p> <p>NOLOSTAND</p>		<p>Low ————— High</p> <p>Penetration <5%</p> <p>NOLOSTAND</p>	

SERVICE DEVELOPMENT - BOOTHS (2/2)



To develop its positioning in traditional services, Fiera Milano launched a dedicated brand in partnership with Allestimenti Benfenati

Development initiatives in the field of booths: ERIGO

- Large warehouse of materials and structural components (panels, aluminium, etc.)
- Set-up capacity of 10k m²/day



- Brand dedicated to premium customized booths



Network contract

ERIGO

- Among the market leaders in the design and creation of high-end customized booths



- Approximately 7,000 m² set up during the last Salone del Mobile (e.g. Kartell, Barovier and Toso)

DIGITAL TRANSFORMATION AS A LEVER TO CREATE VALUE



DIGITAL



Creation of a **digital environment available 365 days a year**, enabling the **creation of business communities**, valorization of supply chains and sale of ancillary services

DATA



Extraction and creation of value from data in order to draw inferences about supply chains and customers, as well as the definition of **data-driven services**

MEDIA




Evolution of physical and digital spaces to attract sponsors to events and exhibition venues

CONTENT



Creation, enhancement and **monetization of content** through the **Digital Platform** serving business communities



Full digital services:

- Business Communities
- Advanced Digital Content

Specific services for the exhibition:

- Product showcase
- Exhibitor catalogue
- Event routes
- Virtual Stands / Digital Twins
- Real time analytics

Services related to the District:

- B2B eCommerce
- Smart parking
- Data Sale
- Dynamic digital signage

Key Enablers

DATA

- Data governance and touch-point integration
- Market learning and advanced analytics

MARKETING SERVICES

- Catalog and development of new services
- Pricing and offer models
- Customer Value Management and CRM

PLATFORM

- New Digital Platform
- Customer Data Platform
- eCommerce Platform
- Metaverse

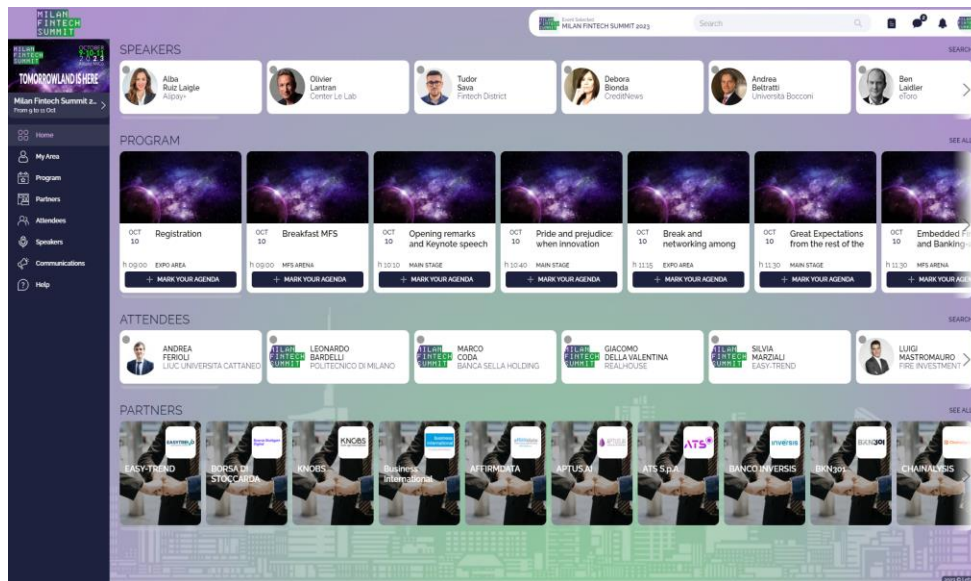
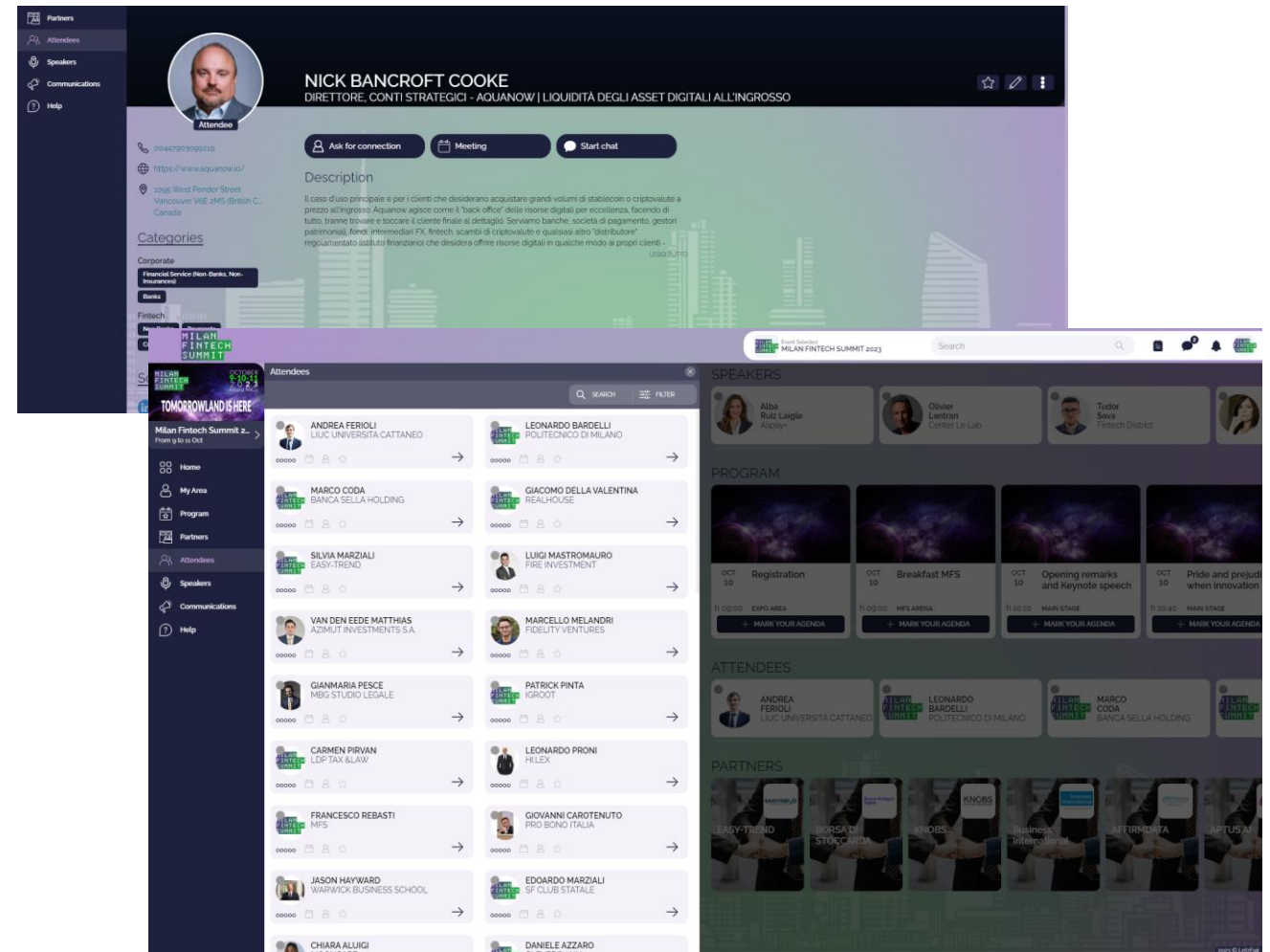
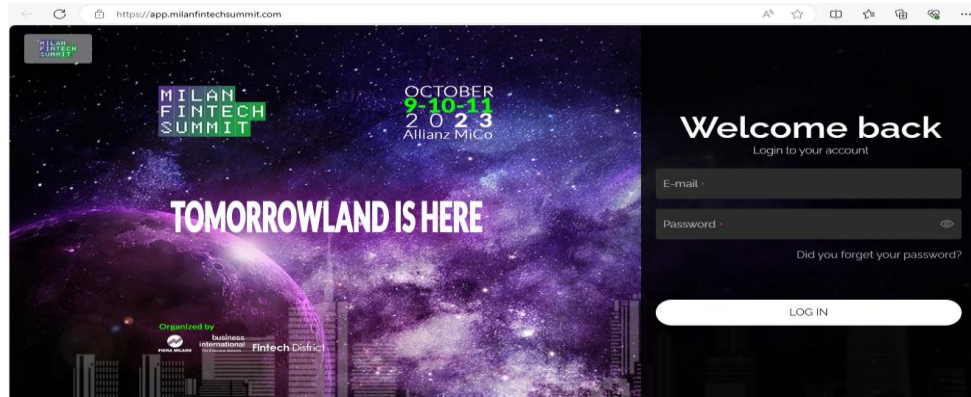
SALES MODELS

- Review of digital services sales methods
- Development of self-service channels
- Sponsor & partnership development

THE DIGITAL PLATFORM AND WEBAPP MILAN FINTECH SUMMIT






- For the 2023 edition of the Milan Fintech Summit, a new **WebApp** was developed for the first time with the aim of **helping participants network before, during and after the event and accessing information more immediately** (Agenda, Speaker, Partner)



INTERNATIONAL DEVELOPMENT - STRATEGIC DIRECTIONS



Consolidation and development of existing platforms

-  Definition of a **business development plan for Fiera Milano Brasil**, increasing its scale and profitability
-  **Business review** and potential scale-up evaluation of **Fiera Milano Exhibitions Africa**
-  **Consolidation of partnership with Deutsche Messe (China and India)** and strategic review by the end of the JV contract

Expansion into new geographies by external lines

- **Acquisition of organizers**, with focus on targets with:
 - ✓ presence in **highly attractive geographies** (US, Gulf area, Asia)
 - ✓ portfolio in **high growth sectors**
 - ✓ **Medium size** (e.g. < EUR 50 million turnover)
- Scouting and evaluation of possible **merger/JV operations with large operators**

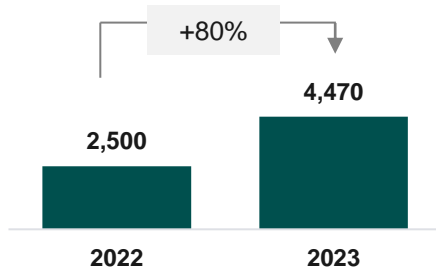
INTERNATIONAL DEVELOPMENT – TWO CASE STUDIES



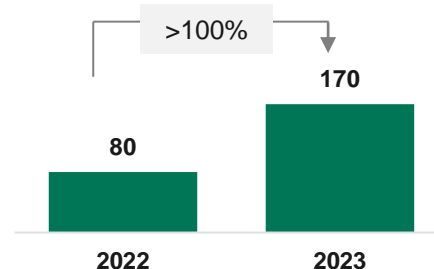
FIND - Design Fair Asia

- New event (first edition 2022) for the **design and furniture** industry organized in **Singapore** by **Fiera Milano**, in **joint venture with dmg Events**
- At the Marina Bay Sands Expo and Convention Center in **Singapore**

SQUARE METERS



EXHIBITORS



FRUIT ATTRACTION SÃO PAULO

- **Fiera Milano** and **IFEMA Madrid** start the **internationalization process in Brazil** of «**Fruit Attraction**», the leading professional fair in Europe for the marketing of fruit and vegetables
- **1st edition in Brazil at the São Paulo Expo & Convention Centre: from 16 to 18 April 2024**
- **Exhibition area: 9,000 m²**
- **# exhibitors: 200**



GROWTH THROUGH EXTERNAL LINES: M&A PIPELINE

- **Typical structure of operations:** entry into the capital or partnership, with incentive of the entrepreneur/management
- **Profitability in line with the market** and concrete possibility of **activating future synergies**
- **Rigorous due diligence** (business, financial, legal, tax, ESG)
- **Mix of financing sources** (cash/financing)

Strategic guidelines	Industry/ reference market
<ul style="list-style-type: none">▪ Increase service penetration vs. exhibitors	<ul style="list-style-type: none">▪ Stand builders, technological operators and other services for exhibitors
<ul style="list-style-type: none">▪ Increase the perimeter of the exhibition industry	<ul style="list-style-type: none">▪ Integration along supply chains (organizers)
<ul style="list-style-type: none">▪ Increase the international dimension	<ul style="list-style-type: none">▪ Foreign markets with high potential

THE MILANO-CORTINA 2026 WINTER OLYMPICS OPPORTUNITY

FIERA MILANO (RHO)

ALLIANZ-MICO

SPEED SKATING (OVAL)

HOCKEY 2

MEDIA CENTER

- The facility will be temporary and will only exist for the duration of the competitions. **Pavilions 13 and 15 will be joined** to form a single space for a total of over **35 thousand square meters of covered surface** capable of hosting the **400 meter speed track**, a **grandstand with approximately 6,500 seats** with total visibility of the circuit, as well as a long training track, changing rooms and other facilities necessary for the organisation



- Pavilions **22 and 24 of Fiera Milano-Rho** will host the **Hockey 2** venue of the Milano-Cortina Olympic and Paralympic Games in 2026 - a **stadium for 4,500 people** with an adjoining training field for women's hockey, in front of pavilions 13 and 15 west of the Fair



- The Allianz-MiCo congress center will host the **media center**, the point of reference for press and media of the event



- The new use of the spaces, different from the organization of trade fairs, will make it possible to **cover the negative calendar periods**, with events linked, for example, to sport or music, opening up **new opportunities for using the spaces**. The event will generate a strong **economic impact on the entire industry**, consolidating the Fiera Milano brand on an **increasingly international perspective**



AGENDA

Today's Presenters

Fiera Milano overview

Update on FY 2023 Results

Progress on the previous strategic plan. A look to the future:

- New concepts launched
- Attraction of large travelling events
- Synergistic supply chain alliances
- System agreements with other operators on strategic supply chains
- Congresses as drivers of growth
- Development of services: ambition and new positioning
- Digital transformation as a lever to create value
- International development
- Growth through external lines: M&A pipeline
- The Milano-Cortina 2026 Winter Olympics opportunity

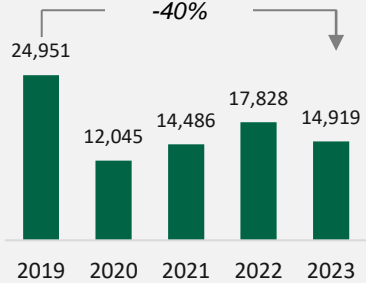
ESG commitment

FIERA MILANO ESG SCORECARD

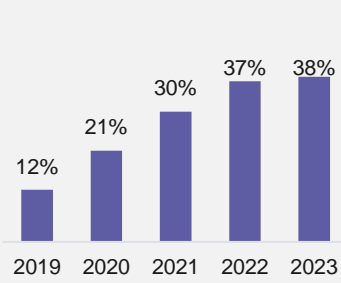
Environment



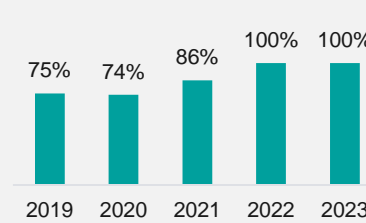
Total CO₂ emissions (tCO₂eq)



% Renewable sources used



% Carpet used sent to recovery



n. 5 carbon neutral events



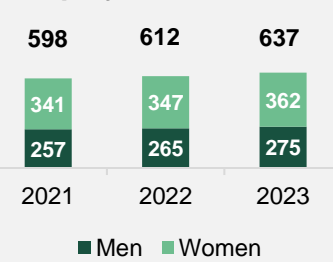
- 9% reduction in waste per sqm from 2019 to 2023
- Photovoltaic plant of 17 MWp
- 35% hybrid car fleet
- Finalist at the UFI¹ Award in the category «Best engagement programme for stakeholders» and «Successful examples of operational measures to reduce the carbon footprint of trade fairs and events»

1) UFI = The Global Association of the Exhibition Industry

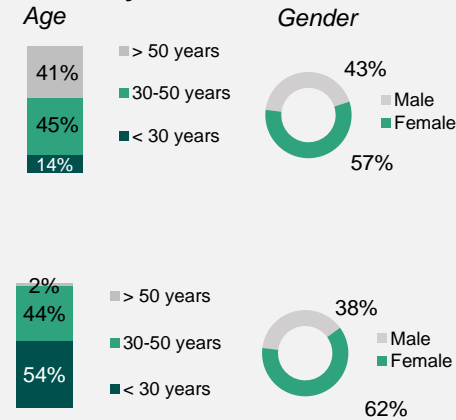
Social



Employees



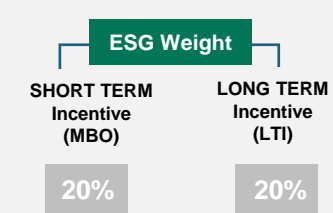
Diversity



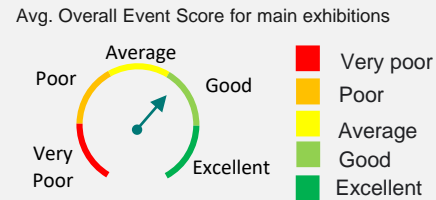
New hires in 2023:
n.114 employees



Remuneration



Customer overall Event Score



Hours of training

	Hour per person
Directors	8.5
Managers	23.6
Staff	23.1

Local communities

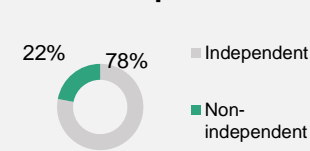


Governance

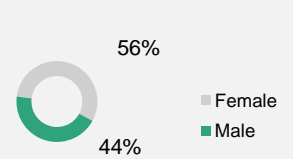


As of 31/12/2023

Board independence



Board diversity



Sustainability governance



Certifications



ESG Rating



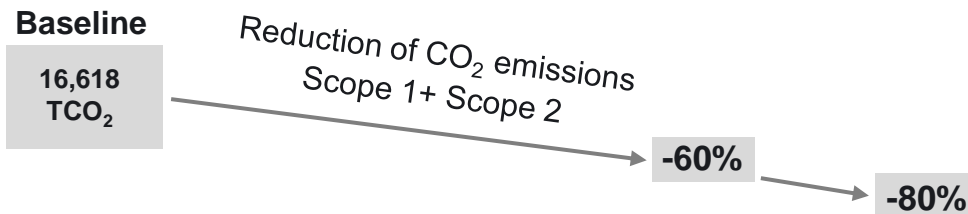
Joined UN Global Compact



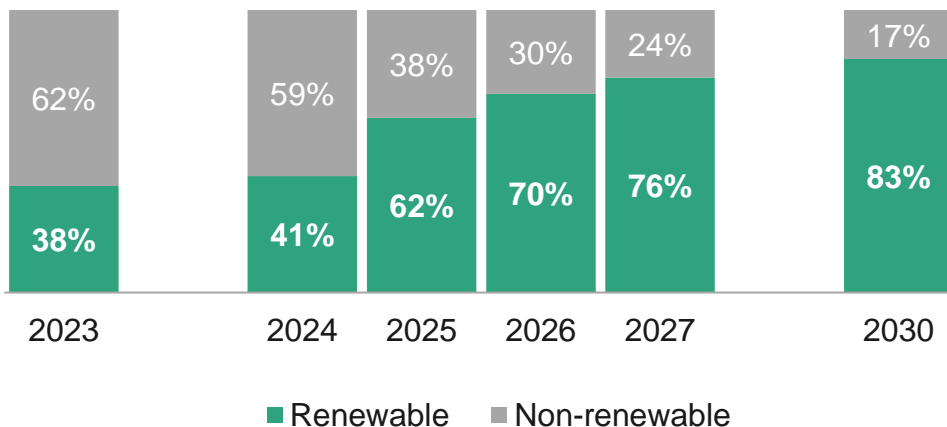
THE NEW DECARBONIZATION PLAN TO 2030

- Fiera Milano Group made a commitment in its **strategic guidelines** to **constantly contain emissions into the atmosphere**, defining targets for the **reduction of CO₂ emissions** which have been formalized in the medium and long-term Decarbonization Plan of Fiera Milano
- With the definition of the new **Decarbonization Plan 2030**, the Fiera Milano Group wants to set the target of **reducing its GHG Scope 1 + Scope 2** (market based) emissions **by at least 60% by 2027 and 80% by 2030** compared to the 2023 baseline
- The decarbonization targets described above will be achieved mainly through the following **areas of intervention**:

THE DACARBONIZATION PLAN



Renewable mix vs. non-renewable



AREA OF INTERVENTIONS

- 1 Improvement of environmental management controls and processes by obtaining **ISO 14001 environmental certification** by 31/12/2024.

Progressive increase in the **share of energy deriving from renewable sources**: at least 40% in 2024; 60% in 2025; 65% in 2026 and 70% in 2027, achievable through:
 - a. **Upgrading of the photovoltaic system** on the roofs of the Rho exhibition center (26,000 photovoltaic panels – the largest rooftop photovoltaic system in Europe) with the aim of **reaching a capacity of 17 MWp** by 2024, in order to constantly contribute to c. **25-28% of Fiera Milano's energy needs**
 - b. Greater use of electricity purchases through **Guarantee of Origin (GO)**, moving from c. 20% in 2023 to 60% in 2027 of green purchases certified at origin at a Group level.
- 2
- 3 **Energy efficiency** interventions through the creation of a **single cooling system** by 2030 by Fondazione Fiera Milano.
- 4 **Carbon footprint** measurement with **LCA (Life Cycle Assessment)** methodology of the main exhibitions of Fiera Milano to start mapping - at individual event level - of the Scope 1, Scope 2 and Scope 3 emission sources and implement specific efficiency actions.
- 5 During 2025 the Fiera Milano Group will start measuring **Scope 3** GHG emissions at Group level.



EMPOWERING THE LARGEST ROOFTOP PHOTOVOLTAIC SYSTEM IN EUROPE

- Thanks to the collaboration between the **Fondazione Fiera Milano** and **A2A** through the creation of **Fair-Renew**, Fiera Milano was able to increase its environmental commitment by transforming the roofs of the Rho exhibition center into a clean energy power plant. Between 2021 and 2022, a massive **photovoltaic system** was inaugurated by Fair-Renew, with a power of 8.2 MWp, equipped with approximately 26,000 solar panels. This initiative now meets approximately **20% of Fiera Milano's energy needs**, establishing itself as a symbol of eco-sustainable progress
- In response to the challenge of increasing energy costs, an ambitious **expansion of the photovoltaic system** was launched in the first half of 2023. This expansion project took advantage of every available space, from the roofs of the exhibition pavilions to the new Cargo 2 warehouse and the multi-storey car parks. 2023 marked the second phase of this journey towards sustainability, with the addition of 3.9 MWp of power, extending green energy to Halls 2-4, the roof of Cargo 2 warehouse and the PM1 and PM2 car parks.
- Looking to the future with determination, thanks to the continuous support of Fondazione Fiera Milano and A2A, 2024 will see the realization of the **third phase of expansion**, with a further addition of 3.9 MWp. This development will bring the total capacity to approximately 17 MWp, consolidating Fiera Milano's role as guardian of one of the **largest rooftop photovoltaic systems in Europe**.
- The project is part of the broader Group **Decarbonization Plan** to 2030.

SUTSAINABILITY AWARDS AND RECOGNITIONS



- In 2023 Fiera Milano was awarded by ELITE (Borsa Italiana), Kon Group, Forbes, Azimut and ALTIS with the "**Sustainability Award Top ESG score**" recognition.
- The Group obtained the **highest ESG (Environment, Social, Governance) score** compared to all Italian participating companies with a turnover of less than Euro 250 million, recording a **remarkable performance on the environmental and social pillars** as well as **good sustainability governance** and strong focus on the circular economy, the fight against climate change and support for local communities.

ufi
AWARDS
2023

SUSTAINABLE DEVELOPMENT AWARD

- For the second year in a row, Fiera Milano confirmed itself on the podium of the **UFI – Sustainable Development Award 2023** ("*Best engagement program for stakeholders*"), with the **innovative offer of sustainable stand-fittings deriving from recycled carpet** that was developed by Fiera Milano – Nolostand, in partnership with Montecolino S.p.A.
- A circular economy initiative that confirms Fiera Milano's role as a promoter of the sustainable development of the business along the entire value chain.

ufi
AWARDS
2023

OPERATIONS & SERVICES AWARD

- For the first year Fiera Milano positioned itself on the podium of the **UFI - Operations & Services Award 2023** ("*Successful examples of operational measures to reduce the carbon footprint of trade fairs and events*"), with the project of **measuring the carbon footprint generated by its events**, according to the LCA (Life Cycle Assessment) methodology.
- Fiera Milano, in line with the Group sustainability plan and its mission, has started a process of measuring the carbon footprint generated by its events, with the aim of reaching the complete decarbonization of exhibitions by 2050.



FIERA MILANO

CONTACTS:



Investor relations: investor.relations@fieramilano.it

Sustainability: sustainability@fieramilano.it



Investor Relations

<https://investors.fieramilano.it/en>

Sustainability

www.fieramilano.it/en/sustainability.html

2024 Exhibition Calendar

www.fieramilano.it/en/calendario.html

NEXT CORPORATE EVENTS:

8 April 24: approval of the Strategic Plan 2024-2027

23 April 24: Shareholders' Meeting

13 May 24: approval of Q1 24 results

29 July 24: approval of H1 24 results

13 Nov 24: approval of Q3 24 results

Disclaimer



FIERA MILANO

This presentation and any materials distributed in connection herewith (together, the “Presentation”) do not constitute or form a part of, and should not be construed as, an offer for sale or subscription of or solicitation of any offer to purchase or subscribe for any securities, and neither this Presentation nor anything contained herein shall form the basis of, or be relied upon in connection with, or act as an inducement to enter into, any contract or commitment whatsoever.

The information contained in this Presentation has not been independently verified and no representation or warranty, express or implied, is made as to, and no reliance should be placed on, the fairness, accuracy, completeness, reasonableness or correctness of the information or opinions contained herein. None of Fiera Milano S.p.A., its subsidiaries or any of their respective employees, advisers, representatives or affiliates shall have any liability whatsoever (in negligence or otherwise) for any loss howsoever arising from any use of this document or its contents or otherwise arising in connection with this Presentation. The information contained in this Presentation is provided as at the date of this Presentation and is subject to change without notice.

Statements made in this Presentation may include forward-looking statements. These statements may be identified by the fact that they use words such as “anticipate”, “estimate”, “should”, “expect”, “guidance”, “project”, “intend”, “plan”, “believe”, and/or other words and terms of similar meaning in connection with, among other things, any discussion of results of operations, financial condition, liquidity, prospects, growth, strategies or developments in the industry in which we operate. Such statements are based on management’s current intentions, expectations or beliefs and involve inherent risks, assumptions and uncertainties, including factors that could delay, divert or change any of them. Forward-looking statements contained in this Presentation regarding trends or current activities should not be taken as a representation that such trends or activities will continue in the future. Actual outcomes, results and other future events may differ materially from those expressed or implied by the statements contained herein. Such differences may adversely affect the outcome and financial effects of the plans and events described herein and may result from, among other things, changes in economic, business, competitive, technological, strategic or regulatory factors and other factors affecting the business and operations of the company. Neither Fiera Milano S.p.A. nor any of its affiliates is under any obligation, and each such entity expressly disclaims any such obligation, to update, revise or amend any forward-looking statements, whether as a result of new information, future events or otherwise. You should not place undue reliance on any such forward-looking statements, which speak only as of the date of this Presentation.

It should be noted that past performance is not a guide to future performance. Please also note that interim results are not necessarily indicative of full-year results.